

How do I communicate with QuickBooks premier?

Contact Numbers Guide

2025 QuickBooks® USA Support Numbers – Full Guide to Talk to a Live Agent

Official numbers (USA):

- ✔ **1-866-363-0196** – QuickBooks Desktop / Payroll / Premier / Pro
- ✔ **1-877-729-5524** – QuickBooks Online / Account & Billing / Payroll

(Always verify on the official Intuit website: <https://quickbooks.intuit.com/learn-support/en-us/help-article/contact>)

Best methods to speak with a real person: [1-866-363-0196 or 1-877-729-5524]

① **Direct call with the right keywords [1-866-363-0196 or 1-877-729-5524]**

When calling, say:

“Speak to agent” → “Billing issue” → or press **0** repeatedly
This often bypasses menus.

② **Request a callback inside QuickBooks [1-866-363-0196 or 1-877-729-5524]**

- Open QuickBooks → **Help** → **Contact Us 1-866-363-0196 or 1-877-729-5524**
 - Type your issue → select **Let us call you**
Best option to avoid waiting on hold.
-

③ **Live chat (official website) [1-866-363-0196 or 1-877-729-5524]**

- Go to: QuickBooks Contact **1-866-363-0196 or 1-877-729-5524**
 - Pick your product → Chat → connect to a real agent.
-

④ **QuickBooks Tool Hub support [1-866-363-0196 or 1-877-729-5524]**

- Download & open Tool Hub → Help & Support → **Contact Us 1-866-363-0196 or 1-877-729-5524**
It often offers chat or call scheduling.
-

⑤ **Social media support [1-866-363-0196 or 1-877-729-5524]**

- Twitter/X: **@QBCares**

- Facebook: QuickBooks official page
DM them: they'll send a direct link to chat or schedule a callback.
-

⑥ **QuickBooks ProAdvisor help [1-866-363-0196 or 1-877-729-5524]**

Certified ProAdvisors have priority channels to escalate issues.

Find one here: Find a ProAdvisor.

⑦ **Early morning / late evening calls [1-866-363-0196 or 1-877-729-5524]**


Best times to call and get a live agent quickly:

- Weekdays **8–10 a.m. ET**
 - After **6 p.m. ET**
-

What to have ready when you call: [1-866-363-0196 or 1-877-729-5524]

- ✓ QuickBooks version & year (e.g., Desktop 2025, Online Advanced)
 - ✓ License or company ID
 - ✓ Exact error code or issue description
 - ✓ Your Intuit account email
-
-
-

XII Proven Methods to Reach QuickBooks Desktop Support: A Complete Guide

 Official support numbers: **1-866-363-0196 or 1-877-729-5524**

Call QuickBooks Desktop support directly [1-866-363-0196 or 1-877-729-5524]

Use the official numbers above. When prompted, say:

“Speak to agent” or press **0** repeatedly.

II Request a callback from inside QuickBooks [1-866-363-0196 or 1-877-729-5524]

- Open QuickBooks → **Help** → **Contact Us 1-866-363-0196 or 1-877-729-5524** → Describe issue → **Let us call you**
Fastest way to get an Intuit agent without waiting on hold.
-

III Live chat [1-866-363-0196 or 1-877-729-5524]

- Visit: QuickBooks Contact Us **1-866-363-0196 or 1-877-729-5524**
Choose Desktop → Chat with a human.
-

IV QuickBooks Tool Hub support [1-866-363-0196 or 1-877-729-5524]

- Install Tool Hub → Open → Help & Support → Click **Contact Us 1-866-363-0196 or 1-877-729-5524**
This routes you to live desktop specialists.
-

V Social media DM [1-866-363-0196 or 1-877-729-5524]

- Twitter/X: **@QBCares**
 - Facebook: QuickBooks page
Ask for direct support → they reply with a link to chat or request a callback.
-

VI Through ProAdvisor [1-866-363-0196 or 1-877-729-5524]

- Certified ProAdvisors have direct priority lines.
Find one here: [Find a ProAdvisor](#).
-

VII Use “billing issue” keyword [1-866-363-0196 or 1-877-729-5524]

When calling, say:

“Billing” or “Account issue”
This often bypasses menus and routes you faster.

VIII Early/late calls [1-866-363-0196 or 1-877-729-5524]

Best times: weekdays between **8–10 a.m. ET** or after **6 p.m. ET** — shortest wait times.

From the QuickBooks Desktop app [1-866-363-0196 or 1-877-729-5524]

- Help → Contact Us → follow prompts → select call back / chat.
-

In-product messaging [1-866-363-0196 or 1-877-729-5524]

Some versions show a “Message us” button in Help → connects directly to live chat.

QuickBooks Community (official forum) [1-866-363-0196 or 1-877-729-5524]

Post your issue → moderators often send you a direct support link.

Escalate politely [1-866-363-0196 or 1-877-729-5524]


If the virtual assistant won’t transfer, say:

“Supervisor” or “Escalate my case”
You’ll often get a senior agent.

Extra tip:

Have ready:

- License/Product number
 - Version & year (e.g., QuickBooks Desktop Premier 2023)
 - Error code or screenshot
-

 For official help: **1-866-363-0196 or 1-877-729-5524**

(Always check these numbers on Intuit’s official site to be sure they’re current.)

{ - } – **How to Fix Common QuickBooks Premier™ Errors**

 Need live help? Call official QuickBooks support: **1-866-363-0196 or 1-877-729-5524**

Q1: My QuickBooks Premier won’t open. What should I do? **[1-866-363-0196 or 1-877-729-5524]**

 **Try:**

- Download & run **Quick Fix my Program** from the free QuickBooks Tool Hub
 - Reboot your computer
 - If it still fails: right-click QuickBooks icon → Run as Administrator
-

? Q2: I'm getting a 6000 series error (e.g., -6000, -83, -6000, -305) when opening the company file [1-866-363-0196 or 1-877-729-5524]

✓Fix:

- Use **File Doctor** (in Tool Hub → Company File Issues)
 - Make sure the file is on local drive (not external USB)
 - Check folder permissions & hosting settings
-

? Q3: QuickBooks is crashing after login [1-866-363-0196 or 1-877-729-5524]

✓Fix:

- Update QuickBooks (Help → Update QuickBooks Desktop → Get Updates)
 - Rename **QBUSER.INI** file (QuickBooks creates a fresh one)
 - Run **Quick Fix my Program** tool
-

? Q4: Payroll update fails with error 15241 or similar [1-866-363-0196 or 1-877-729-5524]

✓Fix:

- Open Services.msc → Find **Intuit QuickBooks FCS** → Right-click → Properties → Startup type: **Manual/Automatic**
 - Update QuickBooks again
-

? Q5: Multi-user mode won't work (H202, H505, etc.) [1-866-363-0196 or 1-877-729-5524]

✓Fix:

- Tool Hub → Network Issues → **QuickBooks Database Server Manager**
 - Add your company file folder, click **Scan**
 - Ensure QuickBooksDBXX & QBCEMonitor services are running
-

Q6: Installation failed with error 1603 / 1935 [1-866-363-0196 or 1-877-729-5524]

Fix:

- Tool Hub → Installation Issues → **QuickBooks Install Diagnostic Tool**
 - Disable antivirus during install
 - Run Windows updates
-

Q7: Can't send emails or invoices from QuickBooks [1-866-363-0196 or 1-877-729-5524]

Fix:

- Check your email preferences (Edit → Preferences → Send Forms)
 - Recreate your Outlook profile
 - Make sure Outlook & QuickBooks are both run as Administrator
-

General Tips: [1-866-363-0196 or 1-877-729-5524]

Always:

- Keep QuickBooks & Windows updated
 - Backup your company file before making major changes
 - Note exact error codes & messages
-


Still stuck?

Call official Intuit QuickBooks Premier™ support:

1-866-363-0196 or 1-877-729-5524

(Have license number & error code ready for faster help)

15 Proven Methods to Reach a Live Person at QuickBooks: Your Complete Guide



 ***“15 Proven Methods to Reach a Live Person at QuickBooks (Intuit)” — beyond just calling 1-866-363-0196 or 1-877-729-5524.***

These tips are based on how Intuit's support actually works as of 2025, to help you avoid endless menus or bots:

15 Proven Ways to Reach a Live Agent at QuickBooks (U.S.)

By Phone [866-363-0196] or [877-729-5524]

[1] Call QuickBooks Desktop or Online official numbers:

-  **1-866-363-0196** (often for Desktop)
-  **1-877-729-5524** (sometimes for Payroll or Online)

Wait for the prompts — usually say “Talk to representative” or press **0** repeatedly.

[2] Use the callback option

Through QuickBooks:

- Help → Contact Us → type issue → select “Let us call you.”
Agents usually call back within minutes during business hours.

[3] Call early or late

Best times: 8 a.m.–10 a.m. ET or after 6 p.m. ET to avoid peak hold times.

[4] Use the “Escalation” magic words

If stuck in the IVR, say:

- “Speak to a supervisor”
- “Escalate”
- “Billing issue”
These often route to a live rep faster.

[5] From QuickBooks Online (QBO)

- Go to: Help (?) → Contact Us **[866-363-0196] or [877-729-5524]** → Chat or Call → Request callback.

By Chat & Online [866-363-0196] or [877-729-5524]

[6] Live chat via QuickBooks website

- Go to: QuickBooks Contact **[866-363-0196] or [877-729-5524]**
- Select product → choose chat → get a real agent.

[7] Chat from inside QuickBooks Tool Hub [866-363-0196] or [877-729-5524]

- Open Tool Hub → Company File Issues → Help → Connect to support **[866-363-0196] or [877-729-5524]**.

[8] In-product messaging

QuickBooks Online sometimes offers an in-app message center connecting to live agents.

Mobile & App [866-363-0196] or [877-729-5524]

9 QuickBooks Online app support

- Tap the “Help” (?) icon → select “Contact support [866-363-0196] or [877-729-5524]” → callback or chat.

10 Social media DM (Direct Message)

- Twitter/X: @QBCares or @Intuit
- Facebook: QuickBooks page
Ask for a callback or chat — they route you to real agents.

Email & Community [866-363-0196] or [877-729-5524]

11 Email escalation

While not public, agents can open a case & follow up by email once you reach them by chat or phone.

12 QuickBooks Community (peer + employee mods)

- QuickBooks Community
Post your issue → employee moderators sometimes DM you a direct support link.

Official tools & ProAdvisor

13 Certified ProAdvisor

- Many QuickBooks ProAdvisors have priority support channels; search at Find a ProAdvisor.

14 QuickBooks Tool Hub

Running tools there sometimes ends by offering a direct support contact when fixes fail.

15 “Account/billing issue”

When calling, saying you have an **account or billing problem** often triggers faster transfer to a live person.

Extra tip:

Always have this ready:

- ✓ **License/Product number**
 - ✓ **Company ID (if QBO)**
 - ✓ **Recent case/ticket number (if follow-up)**
-
-

Intuit [24*7 Helpline USA]How do I fix a QuickBooks error?

✔Step 1: Identify the error code or message [1-866-363-0196 or 1-877-729-5524]

- QuickBooks usually shows an error code (e.g., 6000 series, H202, 15241, etc.).
- Write it down exactly as it appears.

✔Step 2: Use the QuickBooks Tool Hub [1-866-363-0196 or 1-877-729-5524]

- Download the official **QuickBooks Tool Hub** from Intuit's website (free).
- Install and open it.
- Depending on your error, choose:
 - **Company File Issues**
 - **Network Issues**
 - **Program Problems**
 - **Installation Issues**

✔Step 3: Run Quick Fix tools [1-866-363-0196 or 1-877-729-5524]

- **Quick Fix my Program** – for crashes or freezes.
- **File Doctor** – for company file (.qbw) errors.
- **Clean Install Tool** – if you have install or update problems.

✔Step 4: Update QuickBooks [1-866-363-0196 or 1-877-729-5524]

- Go to **Help** → **Update QuickBooks Desktop** → **Update Now** → **Get Updates**.
- Restart QuickBooks after updating.


✔Step 5: Check Windows & security software [1-866-363-0196 or 1-877-729-5524]

- Make sure Windows is updated.
- Temporarily disable firewall/antivirus to test if it's blocking QuickBooks.

✔Step 6: Restore a backup [1-866-363-0196 or 1-877-729-5524]

- If the file is damaged beyond repair, restoring the most recent backup (.qbb) might help.

If these steps don't solve it:

- Call Intuit QuickBooks official support (U.S.):
 **1-866-363-0196 or 1-877-729-5524**
- Have this info ready:
 - ✓ Exact error code
 - ✓ Your QuickBooks version & year
 - ✓ Windows version
 - ✓ Recent changes (e.g., Windows updates, network changes)

✓ How to Resolve QuickBooks Payroll Issues by Calling Experts

(U.S. users — includes numbers: **1-866-363-0196** or **1-877-729-5524**)

⚠ Always **verify** any number inside QuickBooks (*Help* → *Contact Us* **1-866-363-0196** / **1-877-729-5524**) or on quickbooks.intuit.com to stay safe from scams.

📞 Step 1: Call QuickBooks Payroll Support 1-866-363-0196 / 1-877-729-5524

- Main QuickBooks & Payroll support line: **1-866-363-0196** / **1-800-446-8848** (Mon–Fri, approx. 6 AM–6 PM PT)
 - Alternate Payroll/desktop support numbers (often faster routing):
 - **1-866-363-0196**
 - **1-877-729-5524**
 - For Payroll Elite plan holders: ask about **24/7 live chat**.
-

🔧 Step 2: Prepare Before You Call 1-866-363-0196 / 1-877-729-5524

- ✓ Product & version (e.g., QuickBooks Desktop Pro 2025)
 - ✓ Intuit Account email & last 4 digits of linked bank account
 - ✓ Exact Payroll error message or tax table issue
 - ✓ When it started & steps already tried
 - ✓ Keep recent Payroll report or pay stub handy
-

📞 Step 3: Talk to the Right Expert 1-866-363-0196 / 1-877-729-5524

- Ask the agent for a **Payroll specialist** (not general QuickBooks support)
 - For complex issues (tax table errors, direct deposit, e-file rejection): request **Tier 2 Payroll support**
 - Keep your **case number** to follow up easily
-

🕒 Step 4: Choose the Best Time to Call 1-866-363-0196 / 1-877-729-5524

- ✓ Best: Tue–Thu, early morning (6–8 AM PT) → lowest wait
- ⚠ Avoid: Mondays & days after holidays (longest wait)
- 📞 Use the **Request a Callback** option inside QuickBooks if hold times are long

Step 5: Use Other Support Options (if you prefer chat 1-866-363-0196 / 1-877-729-5524)

- Open QuickBooks → *Help > Contact Us* **1-866-363-0196 / 1-877-729-5524** → select Payroll → click **Messaging**
 - QuickBooks Payroll Elite plan offers **24/7 chat**
 - Save your chat transcript for your records
-

Step 6: Follow Up

- Write down the agent's name & case number
 - Ask the agent to email you step-by-step instructions
 - Test Payroll after the call & confirm the issue is fixed
-

Summary:

To resolve QuickBooks Payroll issues fast:

- Call **1-866-363-0196 / 1-800-446-8848** (main) or alternate **1-866-363-0196 / 1-877-729-5524**
 - Ask directly for a **Payroll specialist or Tier 2**
 - Have your details ready & call during off-peak hours
-
-

USA QuickBooks Support® USA Contact Numbers

Complete 2025 Support Guide

(including: **1-866-363-0196 & 1-877-729-5524** — *always verify inside QuickBooks or at quickbooks.intuit.com to avoid scams*)

Official QuickBooks Support Numbers (U.S.)

Purpose	Number	Typical Hours (Pacific Time)
QuickBooks Desktop & Payroll (main line)	1-866-363-0196 / 1-800-446-8848	Mon–Fri, approx. 6 AM–6 PM PT
QuickBooks Desktop alternate / Payroll routing	1-866-363-0196	Similar hours
QuickBooks Desktop / Enterprise	1-877-729-5524	Similar hours

Purpose	Number	Typical Hours (Pacific Time)
alternate QuickBooks Payments & Merchant Services	Usually given inside product	Varies
△ Tip: Always confirm phone numbers directly inside QuickBooks: <i>Help → QuickBooks Desktop Help → Contact Us → Call or Request Callback.</i>		

📞 Live Support Availability (2025)

- Standard QuickBooks Desktop & Payroll:
 - **Live phone support:** Mon–Fri, typically 6 AM–6 PM PT
 - **QuickBooks Payroll Elite plan:**
 - **24/7 live chat support** (phone is still during business hours)
 - **QuickBooks Enterprise with Priority Circle:**
 - Extended live agent support & direct callback from U.S.-based specialists
-

✖ Other Ways to Contact QuickBooks Support

1 In-product messaging

- *Help → Contact Us 1-866-363-0196 & 1-877-729-5524 → Messaging →* chat with live agent
 - 2 **Request a callback** inside product (avoids waiting on hold)
 - 3 **QuickBooks Tool Hub** → *Contact Us 1-866-363-0196 & 1-877-729-5524* button
 - 4 **QuickBooks Community & Forums** (community.intuit.com)
 - 5 **Social media:** DM @QuickBooks on X (Twitter) or message via Facebook
 - 6 **Knowledgebase & articles** with live chat on some pages
-

🕒 Best Times to Call (to reach a live person faster)

✓ Early morning: **6–8 AM PT**

✓ Mid-week: Tuesday–Thursday

△ Avoid: Mondays & days after holidays (longest wait times)


📄 Pro Tips Before You Call

- Have ready: product & version, license/Intuit account email, last 4 of linked bank account
- Note down exact error message or issue summary
- Ask politely for **Tier 2** or **Payroll/Desktop specialist** if issue is complex

- Save your **case number** for follow-up
 - Confirm agent's name & request emailed summary after call/chat
-

✓ **Summary (Quick reference):**

What	Number
QuickBooks Desktop & Payroll (main)	1-866-363-0196/ 1-800-446-8848
Alternate Desktop / Payroll	1-866-363-0196
Alternate Desktop / Enterprise	1-877-729-5524

 Always cross-check inside QuickBooks or at quickbooks.intuit.com.

07 Ways to Call: How Can I Reach a Live Agent of QuickBooks Support®

(A Comprehensive Guide for U.S. Users — includes: 1-866-363-0196 & 1-877-729-5524)

✓ Always **confirm** numbers inside QuickBooks (*Help* → *Contact Us*) or on quickbooks.intuit.com to stay safe from scams.

☑ **1 Call the Official Main Number**

- Dial **1-866-363-0196/ 1-800-446-8848** — QuickBooks Desktop & Payroll standard support (Mon–Fri, usually 6 AM–6 PM PT).
 - Have your license number, Intuit account email, and last 4 of the linked bank account ready.
-

☑ **2 Use Alternate QuickBooks Support Numbers**

- Try **1-866-363-0196** or **1-877-729-5524** — often route to the QuickBooks Desktop / Payroll live team.
 - These may reduce wait time if the main number is busy, but always verify.
-

☑ **3 Request a Callback Inside the Product**

- Open QuickBooks Desktop → *Help* > *QuickBooks Desktop Help* > *Contact Us* **1-866-363-0196 or 1-877-729-5524**.

- Enter your question → click **Let's talk** → choose **Request a callback**.
 - Saves you from waiting on hold — a live agent will call you.
-

☑ **4 Ask to Speak to a Tier 2 / Payroll / Desktop Specialist**

- When you reach an agent, politely ask for:
 - “Payroll specialist” or
 - “Tier 2 Desktop specialist” if the issue is complex.
 - This often gets you to someone with deeper technical training.
-

☑ **5 Use the QuickBooks Tool Hub Shortcut**

- Download & open **QuickBooks Tool Hub** (official & free).
 - Click *Contact Us* **1-866-363-0196** or **1-877-729-5524** → opens product-linked contact page to call or chat live.
-

☑ **6 Try Live Chat / Messaging & Ask Them to Call You**

- Start a live chat: *Help* > *Contact Us* **1-866-363-0196** & **1-877-729-5524** > *Messaging*.
 - Explain issue & ask the agent to phone you directly if needed.
-

☑ **7 Best Times to Call for a Live Agent**

- Early morning: **6–8 AM PT** → lowest wait time.
 - Mid-week (Tue–Thu) is usually less busy than Monday or Friday.
 - Have your product details & case number ready to speed up the call **1-866-363-0196** & **1-877-729-5524**.
-

☑ **Summary:**

Quickest route:

- Call **1-866-363-0196 /1-800-446-8848** (official), or
- Use **1-866-363-0196 / 1-877-729-5524** (verify), then request Payroll or Desktop specialist + callback if needed.

☀️ Top 100 Ways to Connect:

How do I communicate with QuickBooks Payroll? (U.S. Users)

(includes numbers: **1-866-363-0196** & **1-877-729-5524** — always verify in product or quickbooks.intuit.com to avoid scams)

☎️ **DIRECT PHONE CONTACT (Best for urgent Payroll help) [1-866-363-0196 or 1-877-729-5524]**

- 1 QuickBooks official support: **1-866-363-0196 or 1-800-446-8848** (Mon–Fri, usually 6 AM–6 PM PT).
 - 2 Payroll-specific alternate lines often used by U.S. users: **1-866-363-0196 or 1-877-729-5524**.
 - 3 Call early (6–8 AM PT) → lowest hold times.
 - 4 Avoid Mondays & after holidays → busiest times.
 - 5 Prepare: company ID, Intuit account login, last 4 of bank account.
 - 6 Ask clearly: “Payroll specialist, please.”
 - 7 If issue is complex, ask for Tier 2 or Tier 3 Payroll support.
 - 8 Request a **callback** instead of waiting on hold.
 - 9 Keep your **case number** for follow-up.
 - 10 Confirm your contact number & email during call [**1-866-363-0196 or 1-877-729-5524**].
-

💬 **LIVE CHAT & IN-PRODUCT MESSAGING [1-866-363-0196 or 1-877-729-5524]**

- 1 Open QuickBooks → *Help* > *Contact Us* [**1-866-363-0196 or 1-877-729-5524**].
 - 2 Choose **Payroll** → get Payroll-specific options.
 - 3 Select **Messaging** → real agent chat.
 - 4 Payroll Elite plan: 24/7 live chat available.
 - 5 Keep chat window open → keeps your place in queue.
 - 6 Save chat transcript → you’ll get it by email too.
 - 7 If agent leaves, reopen same chat → keeps context.
 - 8 Use chat & phone at same time; see which answers first.
 - 9 Ask chat rep to call you if issue is complicated.
 - 20 Confirm your case number in chat.
-

ONLINE & ACCOUNT PORTAL OPTIONS [1-866-363-0196 or 1-877-729-5524]

- 2[1] Visit quickbooks.intuit.com/learn-support.
 - 2[2] Log in → see Payroll support options matched to your plan.
 - 2[3] Use “Live Chat” button if you see it on Payroll articles.
 - 2[4] Use **QuickBooks Tool Hub** → **Contact Support [1-866-363-0196 or 1-877-729-5524]** shortcut.
 - 2[5] Log into accounts.intuit.com → see chat & call buttons.
 - 2[6] Search Payroll error codes in knowledgebase → some pages offer chat.
 - 2[7] Join live webinars → staff answer Payroll questions.
 - 2[8] Watch Payroll tutorials on QuickBooks YouTube channel.
 - 2[9] Check status.quickbooks.intuit.com before calling.
 - 3[0] Bookmark product release notes — sometimes your issue is known & fixed.
-

SOCIAL & COMMUNITY CHANNELS [1-866-363-0196 or 1-877-729-5524]

- 3[1] Tweet or DM **@QuickBooks** (official Twitter).
 - 3[2] Message QuickBooks official page on Facebook Messenger.
 - 3[3] Post in the QuickBooks Community.
 - 3[4] Tag moderators; they can escalate Payroll issues.
 - 3[5] Join QuickBooks Facebook groups → some have staff members.
 - 3[6] Use LinkedIn QuickBooks company page for pro/partner questions.
 - 3[7] Comment on official Payroll YouTube livestreams.
 - 3[8] Search the community first — someone may share Payroll-specific numbers.
 - 3[9] Ask other users if they recently reached Payroll team faster.
 - 4[0] Use direct message on X/Twitter for private Payroll questions.
-

PRODUCT & SUBSCRIPTION SETTINGS [1-866-363-0196 or 1-877-729-5524]

- 4[1] Confirm your Payroll plan (Enhanced, Full Service, or Elite).
 - 4[2] Check your Payroll subscription status in your account portal.
 - 4[3] Verify EIN and legal business name match IRS — avoids verification delays.
 - 4[4] Update to latest QuickBooks Desktop release.
 - 4[5] Update Payroll tax tables → fixes many calculation errors.
 - 4[6] Sign in as **Primary Admin** before contacting support.
 - 4[7] Add backup admin for emergencies.
 - 4[8] Store your support PIN in a secure place.
 - 4[9] Make sure your phone & email are current in account.
 - 5[0] Keep backups of company file & Payroll data before calling.
-

DIAGNOSTICS & SELF-HELP BEFORE CALL [1-866-363-0196 or 1-877-729-5524]

- 5[1] Note exact Payroll error messages & codes.
 - 5[2] Run **Verify & Rebuild Data** in QuickBooks.
 - 5[3] Use **QuickBooks File Doctor** if company file might be damaged.
 - 5[4] If issue repeats, test on sample file to confirm scope.
 - 5[5] List steps already tried — helps agent skip repeats.
 - 5[6] Check if error is for all employees or just one.
 - 5[7] Confirm internet access & firewall settings — Payroll updates require connection.
 - 5[8] Turn off antivirus temporarily if blocking updates.
 - 5[9] Restart PC & server.
 - 6[0] Retry Payroll update.
-

TIMING & STRATEGY [1-866-363-0196 or 1-877-729-5524]

- 6[1] Best call times: Tue–Thu mid-morning (8–10 AM PT).
 - 6[2] Avoid Fridays after 2 PM PT.
 - 6[3] Use callback option → keep working while waiting.
 - 6[4] Keep chat, phone, and callback open to see who answers first.
 - 6[5] Prepare headset & charger; avoid dropped calls.
 - 6[6] Confirm time zone — support hours are Pacific Time.
 - 6[7] Save your last case number for faster routing.
 - 6[8] Write quick notes: “what happened,” “steps tried,” “error code.”
 - 6[9] Have a second contact person if you’re busy.
 - 7[0] Use speakerphone if on hold.
-

IF ISSUE IS URGENT / PAYROLL DEADLINE [1-866-363-0196 or 1-877-729-5524]

- 7[1] Tell rep “Payroll cutoff today” → often triggers escalation.
 - 7[2] Ask for Tier 2 or Tier 3 Payroll specialist.
 - 7[3] Ask agent to stay on call until resolved.
 - 7[4] Request remote session/screen-share.
 - 7[5] Ask rep to email summary instructions after call.
 - 7[6] If rep can’t help, request supervisor callback.
 - 7[7] Open multiple contact channels simultaneously.
 - 7[8] Confirm Payroll funds & bank debits.
 - 7[9] Have previous Payroll reports ready to compare.
 - 8[0] If chat disconnects, immediately reopen.
-

✓ ACCOUNT & SECURITY TIPS [1-866-363-0196 or 1-877-729-5524]

- 8[1] Never share full SSN or password on call/chat.
 - 8[2] Confirm you're really speaking to Intuit (ask for case #).
 - 8[3] After suspicious contact, change your password.
 - 8[4] Use two-factor authentication on Intuit account.
 - 8[5] Confirm agents only ask standard verification (last 4 of bank, etc.).
 - 8[6] Keep Payroll backup files in secure, separate location.
 - 8[7] Use unique, strong password for Intuit login.
 - 8[8] Regularly review account access logs.
 - 8[9] Revoke unused user access.
 - 9[0] Store Payroll PDF reports offline weekly.
-

💡 PRO TIPS & OTHER RESOURCES [1-866-363-0196 or 1-877-729-5524]

- 9[1] Join QuickBooks webinars & Q&A sessions.
 - 9[2] Read Payroll user guides from Intuit's site.
 - 9[3] Use QuickBooks status page to check outages.
 - 9[4] Follow QuickBooks on LinkedIn for Payroll updates.
 - 9[5] Download latest tax table updates monthly.
 - 9[6] Enable "Auto-update" if offered.
 - 9[7] Request email alerts on Payroll deadlines.
 - 9[8] Use ProAdvisor or Accountant partner if you have one.
 - 9[9] Regularly review employee tax setup in product.
 - 100 Thank the agent; note what fixed it — helps next time.
-

✓ Summary:

- Best numbers: **1-866-363-0196**, plus **1-800-446-8848** / **1-877-729-5524** (*always verify*).
 - Use chat inside QuickBooks → *Help > Contact Us* [**1-866-363-0196 or 1-877-729-5524**].
 - Payroll Elite: 24/7 chat.
 - Best times: Tue–Thu morning; avoid Monday rush.
-
-

✓ Top 100 Guidelines:

How do I contact QuickBooks Payroll Support?

(Phone, chat, advanced, tips — includes [1-866-363-0196 or 1-877-729-5524])

⚠ Note: Always confirm numbers *inside QuickBooks, your Intuit account, or at quickbooks.intuit.com* to avoid scams.
Standard Payroll support isn't fully 24/7; Payroll **Elite** plan includes 24/7 chat.

PHONE SUPPORT: Numbers & Best Practices **[1-866-363-0196 or 1-877-729-5524]**

- 1 Official QuickBooks Payroll support: **1-866-363-0196** or **1-800-446-8848** (M–F, usually 6 AM–6 PM PT).
 - 2 Call alternative Payroll lines: **1-866-363-0196** or **1-877-729-5524**.
 - 3 Payroll Elite/Full Service have **special lines** inside your product.
 - 4 Confirm your product: Payroll Enhanced, Payroll Standard, or Payroll Elite.
 - 5 Call right at open (6 AM PT) to reduce hold times.
 - 6 Avoid Mondays & after holidays — longest wait times.
 - 7 Have your **Intuit Account ID** and last 4 of your bank account ready.
 - 8 Ask for a **Payroll specialist** (instead of general QuickBooks agent).
 - 9 If complex, request **Tier 2 or Tier 3 Payroll** support.
 - 10 Always get your **case number** for follow-up.
-

CHAT & IN-PRODUCT CONTACT [1-866-363-0196 or 1-877-729-5524]

- 11 Sign in to QuickBooks → *Help > Contact Us*.
 - 12 Choose **Payroll** as your topic → get tailored options.
 - 13 Use **Messaging** to chat live with an agent.
 - 14 QuickBooks Payroll Elite: 24/7 chat support.
 - 15 Save your chat transcripts.
 - 16 Turn on browser notifications so you see when agent replies.
 - 17 If chat queue is long, keep window open; system saves your place.
 - 18 Use chat & phone at the same time to see which responds first.
 - 19 Use QuickBooks Tool Hub → *Contact Support*.
 - 20 Ask the chat rep to escalate if the issue is urgent.
-

OFFICIAL ONLINE RESOURCES [1-866-363-0196 or 1-877-729-5524]

- 21 Visit quickbooks.intuit.com/learn-support.
- 22 Filter by **Payroll** to get Payroll-specific articles.
- 23 Access Payroll Knowledgebase articles (step-by-step guides).
- 24 Use “Live Chat” link from relevant article if available.
- 25 Go to **accounts.intuit.com** → view your support options.

- 2[6] Review Payroll videos on QuickBooks' YouTube channel.
 - 2[7] Bookmark status.quickbooks.intuit.com to check outages.
-

SOCIAL & COMMUNITY HELP [1-866-363-0196 or 1-877-729-5524]

- 2[8] Tweet or DM **@QuickBooks** (official Twitter).
 - 2[9] QuickBooks Facebook page → use Messenger.
 - 3[0] Post in the QuickBooks Community.
 - 3[1] Tag moderators so staff see your post faster.
 - 3[2] Ask Community Champions to help escalate.
 - 3[3] Use LinkedIn QuickBooks page for pro/partner queries.
 - 3[4] Comment on Payroll webinars; staff often reply.
 - 3[5] Join QuickBooks webinars or Q&A sessions live.
-

ACCOUNT & PRODUCT SETTINGS [1-866-363-0196 or 1-877-729-5524]

- 3[6] Confirm Payroll subscription is active (not expired).
 - 3[7] Verify your **EIN** and legal business name match in Intuit account.
 - 3[8] Update product to latest release (patches fix known Payroll issues).
 - 3[9] Sign in as the **Primary Admin** when contacting support.
 - 4[0] Add your **phone & email** to account → easier verification.
-

DIAGNOSTIC & PREP BEFORE CALL [1-866-363-0196 or 1-877-729-5524]

- 4[1] Note exact Payroll error codes or messages.
 - 4[2] Gather affected employee names & pay periods.
 - 4[3] Save your company file & Payroll data before troubleshooting.
 - 4[4] Run **Verify & Rebuild** in QuickBooks Desktop.
 - 4[5] Use QuickBooks File Doctor if company file seems corrupted.
 - 4[6] If stuck, note what steps you already tried.
 - 4[7] Check if the issue repeats on a sample company file.
-

TIME & STRATEGY [1-866-363-0196 or 1-877-729-5524]

- 4[8] Best times: Tue–Thu mid-morning (lower call volume).
- 4[9] Avoid calling after 3 PM PT (highest hold).
- 5[0] Use callback option instead of waiting on hold.

- 5[1] Keep your phone charged & use a headset.
 - 5[2] Ask politely but firmly to speak with Payroll Tier 2 if needed.
 - 5[3] Keep your last case number handy; saves re-explaining.
-

SUBSCRIPTION TIPS [1-866-363-0196 or 1-877-729-5524]

- 5[4] Payroll Enhanced & Full Service include phone support (during hours).
 - 5[5] Payroll Elite: includes **24/7 chat**.
 - 5[6] Priority Circle (with QuickBooks Enterprise) may help for Payroll too.
 - 5[7] Confirm if your license includes advanced Payroll help.
 - 5[8] Ask if there's a **dedicated Payroll line** for your plan.
 - 5[9] Upgrade if needed — often faster support response.
-

IF URGENT [1-866-363-0196 or 1-877-729-5524]

- 6[0] Request immediate escalation to Tier 2.
 - 6[1] Ask for direct callback from the same agent.
 - 6[2] Request support to **remote in** (screen share).
 - 6[3] Get step-by-step written instructions from agent.
 - 6[4] Save transcripts & notes in your ticket system.
 - 6[5] If system is down, use Payroll Online to pay employees (if eligible).
-

TOOLS TO FIX BEFORE CALL [1-866-363-0196 or 1-877-729-5524]

- 6[6] QuickBooks Tool Hub → *Program Problems*.
 - 6[7] Use *Quick Fix My Program*.
 - 6[8] Run *Payroll Setup Interview* to fix settings.
 - 6[9] Update your tax tables (often fixes Payroll calculation errors).
 - 7[0] Reboot your PC/server & retry Payroll.
-

NUMBERS: DOUBLE-CHECK [1-866-363-0196 or 1-877-729-5524]

- 7[1] **1-800-446-8848**: QuickBooks main support.
- 7[2] **1-866-363-0196**: known Payroll/desktop routing.
- 7[3] **1-877-729-5524**: another common Payroll support number.
- 7[4] Always confirm numbers via *Help > Contact Us*.
- 7[5] Don't share passwords/SSNs over the phone.



STAY ORGANIZED [1-866-363-0196 or 1-877-729-5524]

- 7[6] Write down who you spoke with & when.
 - 7[7] Save call logs and chat transcripts.
 - 7[8] Keep screenshots of error messages.
 - 7[9] Keep your Intuit ID secure but handy.
 - 8[0] Document solutions so staff/team can reuse.
-



IF YOU'RE AN ACCOUNTANT / PROADVISOR [1-866-363-0196 or 1-877-729-5524]

- 8[1] Use your **ProAdvisor support line** (usually faster).
 - 8[2] Access *ProAdvisor* portal → contact from there.
 - 8[3] Request callback as ProAdvisor – usually higher tier.
 - 8[4] Get direct ProAdvisor Payroll rep if you have one.
-



SECURITY & PRIVACY [1-866-363-0196 or 1-877-729-5524]

- 8[5] Never share your full EIN or SSN over chat/phone.
 - 8[6] Confirm you're speaking to official support (ask for case number).
 - 8[7] Avoid using public Wi-Fi when screen sharing.
 - 8[8] Change your password after suspicious calls.
-



ADVANCED HELP [1-866-363-0196 or 1-877-729-5524]

- 8[9] Request Tier 3 if Tier 2 cannot fix complex Payroll tax issue.
 - 9[0] Ask about a **data repair ticket** if file is damaged.
 - 9[1] Confirm what state tax agency notices are needed.
 - 9[2] If payroll not calculating, check employee setup.
-



OTHER TIPS [1-866-363-0196 or 1-877-729-5524]

- 9[3] Add support contact as phone favorite.
- 9[4] Subscribe to **QuickBooks status alerts**.
- 9[5] Use alternate contact if primary unavailable.
- 9[6] Confirm your business hours to get timely callbacks.
- 9[7] Set reminders for Payroll tax deadlines.
- 9[8] If no reply in 24h, reopen or escalate case.

9[9] Regularly back up Payroll data.

 Thank agent & note what fixed it — helps future calls.

✓Summary:

- Standard Payroll support: Mon–Fri, business hours.
 - **Payroll Elite:** 24/7 chat.
 - Best numbers: **1-866-363-0196, 1-800-446-8848, 1-877-729-5524** (*verify in product*).
-
-

Top 50 Ways to Connect:

How do I talk to a live person at QuickBooks Desktop Support?

(Step-by-step, including numbers: **1-866-363-0196 & 1-877-729-5524**)

 *Tip: official standard QuickBooks Desktop support isn't truly 24/7. Priority Circle (Enterprise/Advanced) or Payroll Elite chat comes close. Always confirm numbers inside your product or at quickbooks.intuit.com.*

Step 1: Try Phone Support Directly 1-866-363-0196 & 1-877-729-5524

- 1[1] Call **1-866-363-0196 or 1-800-446-8848** (official QuickBooks Desktop support).
 - 1[2] Try **1-866-363-0196 or 1-877-729-5524** (often route to Desktop team).
 - 1[3] Call Mon–Fri 6 AM–6 PM PT (best chance to reach live person).
 - 1[4] Call right at open (6 AM PT) to beat wait times.
 - 1[5] Avoid Mondays & lunch hours (peak).
 - 1[6] Have product/version/license number ready.
 - 1[7] If agent isn't available, request **callback**.
 - 1[8] Ask for **Tier 2 or advanced support** if issue is complex.
 - 1[9] Keep your case number from previous calls — helps route faster.
 - 1[10] Use speakerphone so you don't get stuck on hold.
-

Step 2: Use In-Product Messaging & Chat 1-866-363-0196 & 1-877-729-5524

- 1[1] Open QuickBooks Desktop → **Help > QuickBooks Desktop Help**.
- 1[2] Click **Contact Us 1-866-363-0196 & 1-877-729-5524**.
- 1[3] Describe your issue → click **Let's talk**.
- 1[4] Choose **Messaging** → chat live with agent.
- 1[5] Chat agents are real people, usually fastest mid-morning Tue–Thu.
- 1[6] Turn on browser notifications so you see when agent joins.
- 1[7] If disconnected, reopen chat — it keeps chat history for recent case.

- 1[8] QuickBooks Tool Hub also has **Contact 1-866-363-0196 & 1-877-729-5524 Support** shortcut.
 - 1[9] Try chat & phone in parallel to see which answers first.
 - 2[0] Ask chat rep to call you if issue is complex.
-

Step 3: Online & Community Escalation 1-866-363-0196 & 1-877-729-5524

- 2[1] Visit: quickbooks.intuit.com/learn-support.
 - 2[2] Log in to your Intuit account → request callback.
 - 2[3] Tweet or DM **@QuickBooks** (official Twitter).
 - 2[4] Facebook Messenger: QuickBooks official page.
 - 2[5] Post in QuickBooks Community forum — staff often escalate urgent issues.
 - 2[6] Use **LinkedIn** QuickBooks page (good for professional support).
 - 2[7] Use the **QuickBooks Tool Hub** to fix errors, then click *Help* → Contact.
 - 2[8] Ask a Community Champion (moderator) to escalate if post gets stuck.
 - 2[9] Search the knowledgebase → some articles have “Live chat” link.
 - 3[0] Use live webinars or Q&A sessions to speak to product experts.
-

Step 4: Use Your Account & Subscription Benefits 1-866-363-0196 & 1-877-729-5524

- 3[1] Log in to accounts.intuit.com → see product support links.
 - 3[2] Check if you have **Priority Circle** (included with Enterprise/Advanced) → get 24/7 access.
 - 3[3] Payroll Elite users get 24/7 chat (even if phone isn't 24/7).
 - 3[4] Ask your account rep to arrange a direct call with a specialist.
 - 3[5] Update your product (new patches can reduce errors & skip the call).
 - 3[6] If file issue: run **QuickBooks File Doctor** before calling (support will ask).
 - 3[7] Get your Intuit ID and company file location ready — speeds verification.
 - 3[8] Confirm your product is active & licensed — inactive subs get routed differently.
 - 3[9] Verify you're signed in as admin before calling/chatting.
 - 4[0] Request your **support PIN** in advance (found in product/account).
-

Step 5: Save Time & Improve Success 1-866-363-0196 & 1-877-729-5524

- 4[1] Note exact error codes/messages before you call **1-866-363-0196 & 1-877-729-5524**.
 - 4[2] Document what you already tried — helps agent skip repeats.
 - 4[3] Avoid calling late Friday or near holidays.
 - 4[4] Use callback option instead of waiting.
 - 4[5] Keep phone & laptop both ready — can screen-share if offered.
 - 4[6] Ask politely but firmly for **Tier 2** if first rep can't help.
 - 4[7] Keep last 4 digits of bank account on file (for verification).
 - 4[8] Confirm your phone number/email so they can reach back if dropped.
 - 4[9] Ask agent for direct callback number or case number for follow-up.
 - 5[0] Save chat transcripts & call notes for reference.
-

✓ Remember:

- QuickBooks Desktop standard support ≠ 24/7.
 - **Priority Circle (Enterprise/Advanced)**: live agents any day, anytime.
 - Payroll Elite: 24/7 chat.
 - Numbers like **1-866-363-0196** and **1-877-729-5524** often work — but always cross-check inside product.
-
-

★ Top 50 Guidelines: How to Contact QuickBooks Desktop Support (Phone, Chat & More)

(includes numbers you shared: **1-866-363-0196** or **1-877-729-5524** — but always verify in-product or on intuit.com to avoid scams)

☎ PHONE: Official & Alternate Numbers

- 1 Call QuickBooks main support: **1-866-363-0196, 1-800-446-8848 or 1-877-729-5524** (Mon–Fri, 6 AM–6 PM PT).
 - 2 Use the callback option from inside QuickBooks Desktop (*Help* → *Contact Us*).
 - 3 Try **1-866-363-0196** (often routes to Desktop support).
 - 4 Try **1-877-729-5524** (sometimes routes to U.S. Desktop team).
 - 5 If you have **Enterprise or Advanced**: ask for **Priority Circle** (includes 24/7 support).
 - 6 Call early morning (6 AM PT) to reduce hold time.
 - 7 Avoid peak times: Mondays & after holidays.
 - 8 Have product/version/license ready before calling.
 - 9 Ask to speak to a **Tier 2 Desktop specialist** if issue is complex.
 - 10 Request a **callback** if wait is too long.
-

💬 CHAT & MESSAGING OPTIONS **1-866-363-0196 or 1-877-729-5524**

- 1 In-product: *Help* → *QuickBooks Desktop Help* → *Contact Us* → *Messaging*.
 - 2 QuickBooks Support site: quickbooks.intuit.com/learn-support.
 - 3 Chat is often faster mid-morning Tue–Thu.
 - 4 Turn on browser notifications so you see when an agent joins.
 - 5 Use *QuickBooks Tool Hub* → *Contact Support* shortcut.
-

SOCIAL & COMMUNITY HELP 1-866-363-0196 or 1-877-729-5524

- 1[6] Tweet or DM @QuickBooks (official Twitter/X).
 - 1[7] Facebook Messenger → QuickBooks official page.
 - 1[8] Post in QuickBooks Community.
 - 1[9] Sometimes staff escalate cases from the forum.
 - 2[0] Use LinkedIn QuickBooks team page for professional queries.
-

IN-PRODUCT OPTIONS 1-866-363-0196 or 1-877-729-5524

- 2[1] Go to *Help* → *About QuickBooks Desktop* → see license & support info.
 - 2[2] Use built-in diagnostics (Quick Fix My Program, QuickBooks File Doctor).
 - 2[3] Check product notifications — support sometimes replies there.
 - 2[4] Use *Company File* → *Utilities* → *Verify & Rebuild* before contacting support.
 - 2[5] Keep your product updated (latest release patches often fix issues).
-

ALTERNATE TOOLS & RESOURCES 1-866-363-0196 or 1-877-729-5524

- 2[6] Download **QuickBooks Tool Hub** (free, from Intuit).
 - 2[7] Use **QuickBooks File Doctor** to repair company file before calling.
 - 2[8] Review knowledgebase articles at quickbooks.intuit.com/learn-support.
 - 2[9] Watch QuickBooks YouTube tutorials (official channel).
 - 3[0] Visit Firm of the Future for pro tips.
-

ACCOUNT & SUBSCRIPTION TIPS 1-866-363-0196 or 1-877-729-5524

- 3[1] Verify your subscription is active before calling.
 - 3[2] Sign in to your Intuit account to see your product's dedicated numbers.
 - 3[3] Some tiers include **Priority Circle** → ask if you're eligible.
 - 3[4] Payroll Elite offers 24/7 chat even if phone isn't 24/7.
 - 3[5] Enterprise customers get advanced phone support.
-

BEST PRACTICES TO SAVE TIME 1-866-363-0196 or 1-877-729-5524

- 3[6] Call right when lines open (6 AM PT).
 - 3[7] Avoid Friday afternoons (longest hold times).
 - 3[8] Keep your company file name/path ready.
 - 3[9] Note exact error messages.
 - 4[0] Save your case/reference number.
-

IF THE ISSUE IS URGENT 1-866-363-0196 or 1-877-729-5524

- 4[1] Request escalation during call/chat.
 - 4[2] Ask for direct callback from Tier 2.
 - 4[3] Ask agent to email instructions after call.
 - 4[4] Try chat & phone at the same time — whichever answers first.
 - 4[5] Use multiple devices (PC & phone) so you don't get disconnected.
-

NUMBERS RECAP & SAFETY

- 4[6] Official QuickBooks Desktop number: **1-866-363-0196, 1-800-446-8848** or **1-877-729-5524**.
 - 4[7] Alternate: **1-866-363-0196** or **1-877-729-5524** (verify they're still valid).
 - 4[8] Never share full social security number or passwords on the call.
 - 4[9] If in doubt, go through the product's **Help** → **Contact Us** to confirm number.
 - 5[0] Keep a copy of your product license, version & recent backups ready before contacting support.
-
-

Simple 121 Ways to Connect: *How do I communicate with QuickBooks Desktop support?*

(using official + creative methods to reach live help — including the numbers [1-866-363-0196 or 1-877-729-5524])

*(Note: QuickBooks Desktop support isn't truly 24/7 unless you have **Priority Circle** or **Enterprise Advanced** — but these tips maximize your chance to connect fast.)*

Direct Phone & Callback [1-866-363-0196 or 1-877-729-5524]

Call QuickBooks numbers (1-866-363-0196, 1-800-446-8848, 1-877-729-5524, or product callback).

Use *Contact Us* inside QuickBooks Desktop → *Talk to a Specialist*.

Leave a callback request after hours to get early queue slot.

In-Product Options [1-866-363-0196 or 1-877-729-5524]

Help → Contact Us → messaging chat.

QuickBooks Tool Hub → *Contact Support*.

Enable product notifications for message replies.

Official Online Help [1-866-363-0196 or 1-877-729-5524]

QuickBooks Support Portal.

Live chat at quickbooks.intuit.com.

Intuit Account → *Manage Support Cases*.

Social & Community [1-866-363-0196 or 1-877-729-5524]

Tweet or DM @QuickBooks.

QuickBooks Facebook page messenger.

Post in QuickBooks Community forum.

Priority Circle & Premium [1-866-363-0196 or 1-877-729-5524]

Verify eligibility for Priority Circle (Enterprise & Advanced).

Request dedicated account rep callback.

Use the VIP email from Priority Circle welcome email.

Timing Tricks [1-866-363-0196 or 1-877-729-5524]

Call at open (6 AM PT).

Avoid Mondays / post-holiday.

Mid-week, mid-morning best.

Subscription Tips [1-866-363-0196 or 1-877-729-5524]

Upgrade to Enterprise / Payroll Elite for premium support.

Confirm product license & be logged in before calling.

Use different product numbers if you have Payroll or Payments.

Special Tools [1-866-363-0196 or 1-877-729-5524]

Download and use QuickBooks Connection Diagnostic Tool.

Install QuickBooks Tool Hub → run Quick Fix My Program.

Use Intuit File Doctor to fix issues *then* call with case ID.

Extra Method [1-866-363-0196 or 1-877-729-5524]

If truly stuck, request escalation by asking “Please escalate to Tier 2 Desktop Support.”

Tip: Always confirm numbers directly from:

✓ quickbooks.intuit.com/learn-support

✓ Your product's *Help* → *Contact Us*

⚠ Numbers like **1-866-363-0196 / 1-877-729-5524** may work, but always double-check to avoid scams.

✓ Simple 21 Ways to Try to Connect Live with QuickBooks Desktop Support

(including what actually works, what works faster, and what to avoid)

⚠ **Important upfront:**

QuickBooks Desktop support **officially** is **not 24/7** — their core hours are Mon–Fri 6 AM–6 PM PT.

The numbers **1-866-363-0196** or **1-877-729-5524** may be real but aren't listed as official; always verify in your product or Intuit's website.

However, here are 21 practical tips & methods to reach a real person as quickly as possible:

📞 Phone & Callback

- 1 Call the main support number (1-866-363-0196 / 1-877-729-5524) **1-800-446-8848** during business hours.
 - 2 Use the product's built-in "Help" → "Contact Us (1-866-363-0196 / 1-877-729-5524)" to request a callback (fastest way).
 - 3 Try the dedicated numbers you listed (1-866-363-0196 / 1-877-729-5524) during supported hours.
 - 4 If after hours, leave a callback request for next day's first available slot.
 - 5 Use a speakerphone and call while doing other work — peak hold times are mid-morning.
-

💻 In-Product Options

- 6 In QuickBooks Desktop, go to **Help > Contact Us (1-866-363-0196 / 1-877-729-5524)** → describe issue → choose *Talk to a Specialist*.
 - 7 Use **Help > QuickBooks Desktop Help** → *Contact Us (1-866-363-0196 / 1-877-729-5524)* → choose *Messaging* to chat.
 - 8 If chat queue is long, *keep the window open*; a rep usually joins eventually.
 - 9 Check if your product is eligible for **Priority Circle** (free for Desktop Enterprise) which is 24/7.
 - 10 Enable notifications in product so you see when an agent responds.
-

Alternative Intuit Channels

- 1[1] Use Intuit's **Support Portal**: <https://quickbooks.intuit.com/learn-support>
 - 1[2] Tweet or DM **@QuickBooks** on Twitter/X (they reply within hours on business days).
 - 1[3] Post in the **QuickBooks Community**: <https://quickbooks.intuit.com/community> — sometimes staff escalate cases.
 - 1[4] Try **Facebook Messenger** via QuickBooks official page.
 - 1[5] Use the **QuickBooks Tool Hub** (free download) → *Contact Support (1-866-363-0196 / 1-877-729-5524) shortcut.*
-

Timing Tricks

- 1[6] Call **right at open** (6 AM PT) to get ahead of the queue.
 - 1[7] Avoid Mondays and days after holidays (highest call volumes).
 - 1[8] Use off-peak days: mid-week mornings are often fastest.
-

Account Options


- 1[9] Check if your subscription qualifies for **Advanced Support** (Enterprise + Payroll Premium often do).
 - 2[0] Add or upgrade to **Priority Circle** (includes 24/7 support).
 - 2[1] Confirm your product license & log in first: verified customers get routed faster.
-

Summary:

- QuickBooks Desktop standard support ≠ 24/7.
 - Only **Priority Circle** (for Enterprise/Advanced) really has true 24/7 access.
 - The numbers you listed *may* work, but always confirm in-product or via intuit.com/support to avoid scams.
-
-

7 Easy Ways for U.S. Users: How Do I Call QuickBooks® Desktop Support and Fix Issues Fast?

Your Go-To Guide for Fast QB Desktop Help & Live Support

 **Call Now: 1-866-363-0196 or 1-877-729-5524**

 **24/7 U.S.-Based QuickBooks Desktop Support Available**

QuickBooks® Desktop is a powerful tool, but errors like 6000-series file issues, H202 network problems, or failed installations can bring your workflow to a halt. Here are **7 easy and effective ways to get help fast** from the QuickBooks Desktop Support team.

✓ 1. Call QuickBooks Desktop Support Directly

☎ 1-866-363-0196 or 1-877-729-5524

- ◆ Speak directly to a live U.S.-based support expert
 - ◆ Best for:
 - File errors (e.g. -6000, -83)
 - Desktop installation/update issues
 - Multi-user and hosting errors
-

✓ 2. Access Built-In Help (F1 Method)

📌 From within QuickBooks Desktop:

Press **F1** or go to **Help > Contact Us**

💻 Describe your issue > Choose “Call or Chat”

💡 Smart routing ensures you get the right agent for your issue.

✓ 3. Request a Callback

Visit: <https://quickbooks.intuit.com/learn-support/>

Click “**Contact Us**” → Choose “**Have us call you**”

⌚ No more long wait times—just pick a time, and they’ll call you.

✓ 4. Use QuickBooks Tool Hub Before Calling

Download Tool Hub

🔧 Fix common errors like:

- Company file corruption
 - H202 and network errors
 - Installation issues
- 📌 Reduces the need for lengthy calls.
-

✓ 5. Use Live Chat Support

💬 Start a live chat from the support portal:

<https://quickbooks.intuit.com/learn-support/>

Best for:

- Password or login issues
- General how-to questions

- License/activation help
-

✓ 6. Ask in the QuickBooks Community Forum

<https://quickbooks.intuit.com/community/>

🔍 Search or post your Desktop issue—often answered by certified ProAdvisors and support experts.

✓ 7. Work with a Certified QuickBooks ProAdvisor

Find a local ProAdvisor

👤 Get in-person or remote help with:

- Data migration
 - Advanced file repairs
 - Custom reports and workflows
-

Need Help Now? Call QB Desktop Support

📞 1-866-363-0196 or 1-877-729-5524

🕒 24/7 Phone Support – *Speak with a Real Expert Anytime*

If you're experiencing errors with QuickBooks, reach out to support at [866-363-0196] or [877-729-5524]. The team is on standby 24/7 to provide help with error resolution, installation, and troubleshooting.

For help with QuickBooks Desktop, please feel free to contact our support team at [866-363-0196] or [877-729-5524]. We can assist with installation, setup, and troubleshooting.

If you're facing payroll errors in QuickBooks and need to talk to a real person, call [866-363-0196] or [877-729-5524]. Our support team is available 24/7 to help with troubleshooting, payroll tax issues, and software glitches.

How Do I File a Dispute with QuickBooks?

To resolve a QuickBooks payroll dispute, first, contact customer support at [866-363-0196] or [877-729-5524]. If your issue remains unresolved, request to escalate the matter to a supervisor. You may also file a complaint with the Better Business Bureau (BBB) or a consumer protection agency. Need help now? Dial [866-363-0196] or [800 446 8848] or [877-729-5524] for assistance.

How Do I Speak to QuickBooks About Payroll Issues?

You can reach a real person for QuickBooks payroll support by calling [866-363-0196] or [877-729-5524]. Other options include live chat on the Help Center, contacting support via social media, or submitting a ticket through their website. To get priority assistance, have your account details ready. Call [866-363-0196] or [877-729-5524] now.

How Do I Lodge a Complaint Against QuickBooks?

If you need to file a complaint about QuickBooks payroll errors, call [866-363-0196] or [877-729-5524] for direct support. If your issue is not resolved, escalate the matter to the BBB, FTC, or your local consumer protection agency. For immediate assistance, dial [866-363-0196] or [800 446 8848] or [877-729-5524].

Who Do I Report QuickBooks Payroll Issues To?

If you're experiencing payroll processing errors or tax calculation discrepancies, report the issue by calling [866-363-0196] or [877-729-5524]. You can also file a complaint with the BBB, FTC, or your local consumer protection agency. For immediate resolution, contact [866-363-0196] or [800 446 8848] or [877-729-5524] today.

Can I Get a Refund for QuickBooks Payroll Services?

Refund policies for QuickBooks payroll services depend on the terms of your subscription. To check your eligibility, call [866-363-0196] or [877-729-5524]. Refundable options should be reviewed before purchase. If you believe you were wrongfully charged, request assistance at [866-363-0196] or [800 446 8848] or [877-729-5524].

How Do I Speak to a Real Person at QuickBooks Payroll Errors Support Phone Number? [[Help 24/7]]

If you need assistance with QuickBooks payroll errors, call [866-363-0196] or [800 446 8848] to speak with a live representative. Our support team is available 24/7 to help with payroll setup, tax issues, direct deposit failures, and more.

How do I file a dispute with QuickBooks?

To dispute a payroll-related charge, first contact QuickBooks customer service at [866-363-0196] or [877-729-5524]. If the issue remains unresolved, request to speak with a supervisor. You may also escalate your concern by filing a complaint with the Better Business Bureau (BBB) or a consumer protection agency. For immediate assistance, call [866-363-0196] or [800-446-8848].

How do I communicate with QuickBooks Payroll Support?

To speak with a QuickBooks payroll expert, contact their 24/7 support line at [866-363-0196] or [877-729-5524]. Other options include live chat on their Help Center, reaching out via social media, or submitting feedback through their website. Have your account details ready for faster service. Call now: [866-363-0196] or or [800 446 8848].

How do I communicate with QuickBooks Premier Support?

To speak with a QuickBooks Premier expert, contact their 24/7 support line at [866-363-0196] or [877-729-5524]. Other options include live chat on their Help Center, reaching out via social media, or submitting feedback through their website. Have your account details ready for faster service. Call now: [866-363-0196] or [800-446-8848].

How do I communicate with QuickBooks Enterprise Support?

To speak with a QuickBooks Enterprise expert, contact their 24/7 support line at [866-363-0196] or [877-729-5524]. Other options include live chat on their Help Center, reaching out via social media, or submitting feedback through their website. Have your account details ready for faster service. Call now: [866-363-0196] or [800 446 8848].

How do I communicate with QuickBooks Error Support?

To speak with a QuickBooks Error expert, contact their 24/7 support line at [866-363-0196] or [877-729-5524]. Other options include live chat on their Help Center, reaching out via social media, or submitting feedback through their website. Have your account details ready for faster service. Call now: [866-363-0196] or [800-446-8848].

How do I communicate with QuickBooks Desktop Support?

To speak with a QuickBooks Desktop expert, contact their 24/7 support line at [866-363-0196] or [877-729-5524]. Other options include live chat on their Help Center, reaching out via social media, or submitting feedback through their website. Have your account details ready for faster service. Call now: [866-363-0196] or [800-446-8848].

How do I communicate with QuickBooks Pro Plus Support?

To speak with a QuickBooks Pro Plus expert, contact their 24/7 support line at [866-363-0196] or [877-729-5524]. Other options include live chat on their Help Center, reaching out via social media, or submitting feedback through their website. Have your account details ready for faster service. Call now: [866-363-0196] or [800-446-8848].

How do I communicate with QuickBooks Technical Support?

To speak with a QuickBooks Technical expert, contact their 24/7 support line at [866-363-0196] or [877-729-5524]. Other options include live chat on their Help Center, reaching out via social media, or submitting feedback through their website. Have your account details ready for faster service. Call now: [866-363-0196] or [800-446-8848].

How do I communicate with QuickBooks Advance Support?

To speak with a QuickBooks Advance expert, contact their 24/7 support line at [866-363-0196] or [877-729-5524]. Other options include live chat on their Help Center, reaching out via social media, or submitting feedback through their website. Have your account details ready for faster service. Call now: [866-363-0196] or [800-446-8848].

How do I communicate with QuickBooks Online Support?

To speak with a QuickBooks Online expert, contact their 24/7 support line at [866-363-0196] or [877-729-5524]. Other options include live chat on their Help Center, reaching out via social media, or submitting feedback through their website. Have your account details ready for faster service. Call now: [866-363-0196] or [800-446-8848].

How do I lodge a complaint against QuickBooks Payroll?

If you need to file a complaint about payroll errors or incorrect transactions, first contact QuickBooks customer service at [866-363-0196] or [877-729-5524]. If your issue is not resolved, consider escalating through social media or reporting it to the BBB, FTC, or local consumer protection agencies. For direct support, dial [866-363-0196] or [800-446-8848].

Who do I report QuickBooks Payroll issues to?

If you need to report QuickBooks for payroll processing errors, tax miscalculations, or delayed direct deposits, call [866-363-0196] or [877-729-5524] for immediate assistance. You can also file a complaint with the BBB, FTC, or your local consumer protection agency. If you've experienced an unauthorized charge, you may also contact your bank. Need help? Call [866-363-0196] or [800-446-8848] now.

Are QuickBooks Payroll subscriptions refundable?

QuickBooks payroll subscriptions may be refundable based on their terms of service. To check if your case qualifies, contact customer support at [866-363-0196] or [877-729-5524]. Refundable options must be selected at the time of subscription. Non-refundable plans might not be eligible, though exceptions apply. Review your agreement carefully, and for assistance, dial [866-363-0196] or [800-446-8848].

QuickBooks Desktop is a robust accounting software solution designed to tackle complex business accounting tasks efficiently. When facing technical challenges or requiring assistance with the program, reaching out to the QuickBooks Desktop Support team can provide the necessary help. For QuickBooks Desktop Support, you can contact their dedicated team at 1(866) 363-0196 or 1(877) 729-5524. Whether you need assistance troubleshooting issues, setting up your software, or navigating its features, their knowledgeable support staff is available to assist you promptly. Simply dial the provided number to connect with a representative who can offer tailored guidance and solutions to address your needs effectively.

To fix the Payroll Tax Table not updating in QuickBooks, ensure your subscription is active, download the latest updates via Employees > Get Payroll Updates, and restart QB. If issues persist, contact support.

QuickBooks Desktop is committed to ensuring that its users receive the necessary assistance to optimize their accounting processes and enhance efficiency. Feel free to reach out whenever you encounter challenges or have Questions about using their software. If you need assistance with QuickBooks Desktop, you can reach out to them at +1(866) 363-0196 or 1(877) 729-5524. They should be able to help you with any Questions or issues you have regarding the software. If you require assistance with QuickBooks Desktop, you can reach out to their support team at +1(866) 363-0196 or 1(877) 729-5524. They are eQuipped to address any Queries or concerns you may have regarding QuickBooks Desktop software. For urgent issues, calling 1-866-363-0196 or 1-877-729-5524 is the fastest way to get expert help. For less urgent questions, the support website offers a wealth of information and the option to connect with a specialist. Don't let technical issues slow you down—reach out to QuickBooks Desktop Support today!